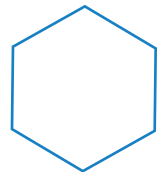


# FLX

## Product Brochure



# FLX

## Back-to-Back Services Bench



## Description

The Formaspace FLX is a highly versatile, component-welded, steel-framed lab bench that ships knocked-down for easier, cost-effective shipping. Designed for life sciences, laboratories, research facilities, and classrooms, FLX is engineered to optimize space and efficiency while offering flexibility in configuration and installation.

Each FLX bench can be set at different heights and easily reconfigured, making it a perfect solution for dynamic lab environments. A second user can be added with just a work surface and two legs, while back-to-back configurations require only a work surface and support frame. The customizable tops and frames, available in various colors and materials, allow the FLX bench to meet specific lab needs.

Built for efficiency, FLX features regency shelving for ample storage, integrated wire management troughs to hide electrical cords and services, and pre-cut knockouts in the raceway for gas, water, and other utilities. It assembles with just six bolts and is compatible with overhead service panels for streamlined service routing. FLX offers a modern, adaptable solution that reduces costs in freight and installation while maximizing functionality in any lab setting.

## Product Highlights

- Ships KD for freight savings
- Easy services and wire management
  - Rear spreaders serve as services and wire management troughs
  - Pass through wire grommets incorporated
- Ease of routing service lines from above or below
  - Works perfectly with overhead service panels
  - Electrical cords can be hidden via rear 2 x 4 laser cut steel legs
- Laminate and steel cabinets available - both available in over 100 configurations
- Easily add 2nd user onto single bench with only an additional work surface and 2 legs
  - Sides are independently height adjustable
- Hanging pedestal files slide easily from left to right with no need to remove or re-hang
- Adjustable shelves
- Made in Austin, TX

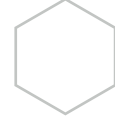


## Available Finishes

### Available Frame Colors



Black Sem-Gloss  
BK266



Steel Gray  
T028-GR02



Gray  
RAL7045



Light Gray  
RAL 7035

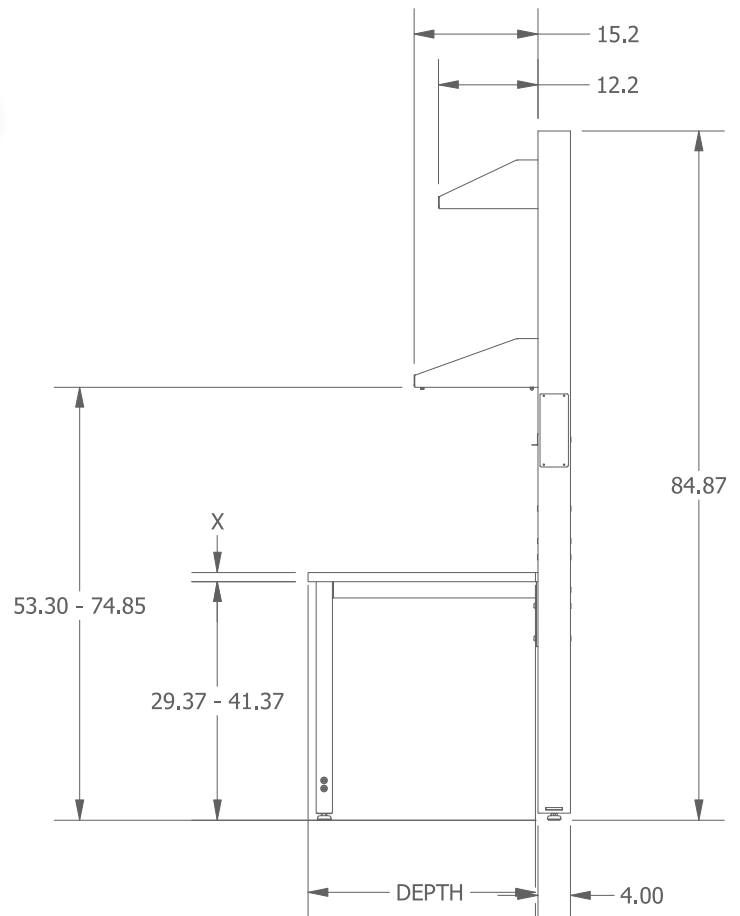
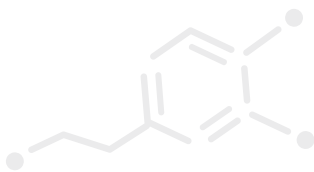


### Available Widths:

48", 60", 72", 84", 96"


### Available Depths:

30", 36"



## Surface Options

### Phenolic Resin Countertops



Black



Gray



White

### High Pressure Laminate



Black



Gray



White

### Stainless Steel Countertops



Stainless Steel

### Shelf Material Available:

HPL, LPL, Phenolic

### Epoxy Resin Countertops



Black



Gray



White

### ESD Laminate



Black



Gray



White



## Finishes & Accessories


### Standard Accessories Include

- 8, 12, 16, 24 plug power strips
- Electrical, plumbing, and 2 channel data power raceways
- Plumbing kit which includes gas valve, fittings, and 10ft hose that plugs into ceiling panel
- Standard adjustable leg kit
- Up to 4 gas types
- Ceiling panel






**FORMASPACE**

 800.251.1505

 [design.consultant@formaspace.com](mailto:design.consultant@formaspace.com)

 [formaspace.com](http://formaspace.com)

